



Peroxin 3 Polyclonal Antibody

Catalog No	YP-Ab-04072
Isotype	IgG
Reactivity	Human;Mouse;Rat
Applications	WB;ELISA;IHC
Gene Name	PEX3
Protein Name	Peroxisomal biogenesis factor 3
Immunogen	The antiserum was produced against synthesized peptide derived from human PEX3. AA range:12-61
Specificity	Peroxin 3 Polyclonal Antibody detects endogenous levels of Peroxin 3 protein.
Formulation	Liquid in PBS containing 50% glycerol, 0.5% BSA and 0.02% sodium azide.
Source	Polyclonal, Rabbit,IgG
Purification	The antibody was affinity-purified from rabbit antiserum by affinity-chromatography using epitope-specific immunogen.
Dilution	WB 1:500-2000;IHC-p 1:50-300; ELISA 2000-20000
Concentration	1 mg/ml
Purity	≥90%
Storage Stability	-20°C/1 year
Synonyms	PEX3; Peroxisomal biogenesis factor 3; Peroxin-3; Peroxisomal assembly protein PEX3
Observed Band	42kD
Cell Pathway	Peroxisome membrane ; Multi-pass membrane protein .
Tissue Specificity	Found in all examined tissues.
Function	disease:Defects in PEX3 are a cause of Zellweger syndrome (ZwS) [MIM:214100]. ZWS is a fatal peroxisome biogenesis disorder characterized by dysmorphic facial features, hepatomegaly, ocular abnormalities, renal cysts, hearing impairment, profound psychomotor retardation, severe hypotonia and neonatal seizures. Death occurs within the first year of life.,disease:Defects in PEX3 are the cause of peroxisome biogenesis disorder complementation group 12 (PBD-CG12) [MIM:603164]; also known as PBD-CGG. PBD refers to a group of peroxisomal disorders arising from a failure of protein import into the peroxisomal membrane or matrix. The PBD group is comprised of four disorders: Zellweger syndrome (ZWS), neonatal adrenoleukodystrophy (NALD), infantile Refsum disease (IRD), and classical rhizomelic chondrodysplasia punctata (RCDP). ZWS, NALD and IRD are distinct from RCDP and constitute a clinical co

**Background**

The product of this gene is involved in peroxisome biosynthesis and integrity. It assembles membrane vesicles before the matrix proteins are translocated. Peroxins (PEXs) are proteins that are essential for the assembly of functional peroxisomes. The peroxisome biogenesis disorders (PBDs) are a group of genetically heterogeneous autosomal recessive, lethal diseases characterized by multiple defects in peroxisome function. The peroxisomal biogenesis disorders are a heterogeneous group with at least 14 complementation groups and with more than 1 phenotype being observed in cases falling into particular complementation groups. Although the clinical features of PBD patients vary, cells from all PBD patients exhibit a defect in the import of one or more classes of peroxisomal matrix proteins into the organelle. Defects in this gene are a cause Zellweger syndrome (ZWS). [provided by RefSeq, Oct 20]

matters needing attention

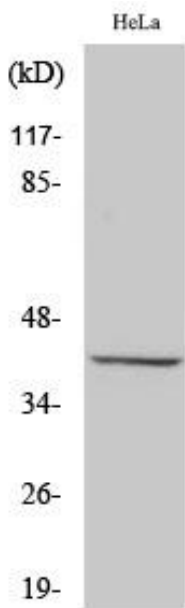
Avoid repeated freezing and thawing!

Usage suggestions

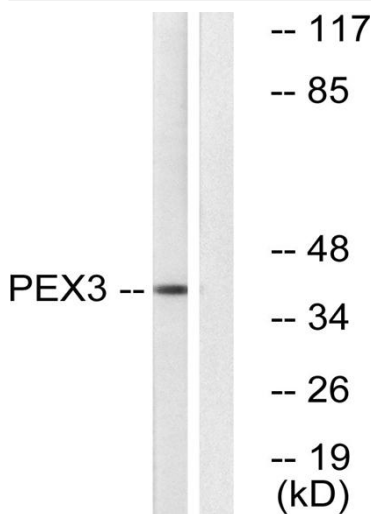
This product can be used in immunological reaction related experiments. For more information, please consult technical personnel.



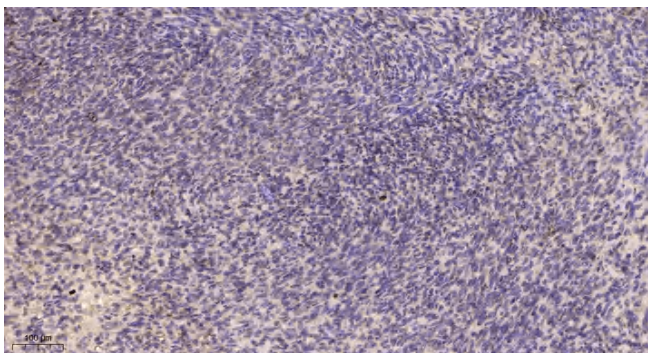
Products Images



Western Blot analysis of various cells using Peroxin 3 Polyclonal Antibody



Western blot analysis of lysates from HeLa cells, using PEX3 Antibody. The lane on the right is blocked with the synthesized peptide.



Immunohistochemical analysis of paraffin-embedded human uterus. 1, Antibody was diluted at 1:200(4° overnight). 2, Tris-EDTA,pH9.0 was used for antigen retrieval. 3,Secondary antibody was diluted at 1:200(room temperature, 45min).